

# MAKING A HOLIDAY BOOK


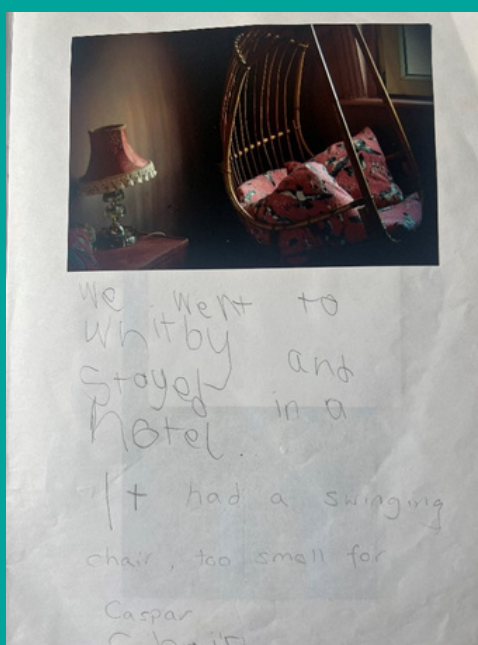

Parent Sharon tells us how they use Holiday books in their family:

*'Every summer holiday, we would help Tanzie produce a holiday book. We knew that inevitably on return to the new school year that pupils would be asked to share what they did in their holidays but that Tanzie would not be able to do this without some help and support.*

*Everywhere we went or even if we had big events at home (for instance teeth falling out!) we would take a photo or collect a leaflet or ticket and add them to a scrapbook.*

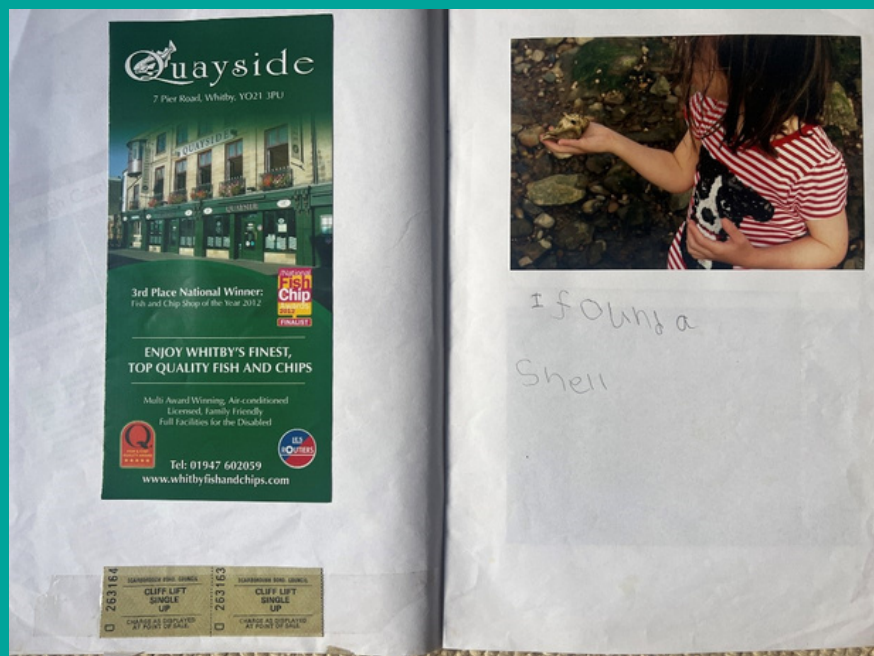

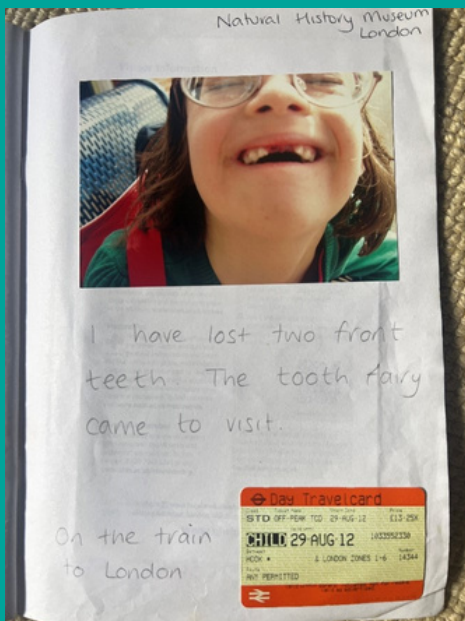
*As Tanzie's writing started to develop, we would encourage her to write the descriptions in the book. As you will see from the photos, it was all very rough and ready. One of the great things about this book is that it does not take a lot of time or money to do.*

*Tanzie would take the book into school in her first week back and it helped her show her friends what she had been doing as well as telling her teachers about the holiday activity.*



As she got older, we would often plan in some activities in the holidays relating to the curriculum in the coming weeks, for instance a trip to London when we knew that London was going to be covered or making a mobile of the planets when exploring space as a topic.

This helped Tanzie learn and retain the information but was also fun to do together. We have kept these books alongside our family photo albums and they are great fun to look back at too.'



We think this is a great idea and would definitely recommend this activity for families to do before the start of a new term or school year. We would love to see your examples of similar books.